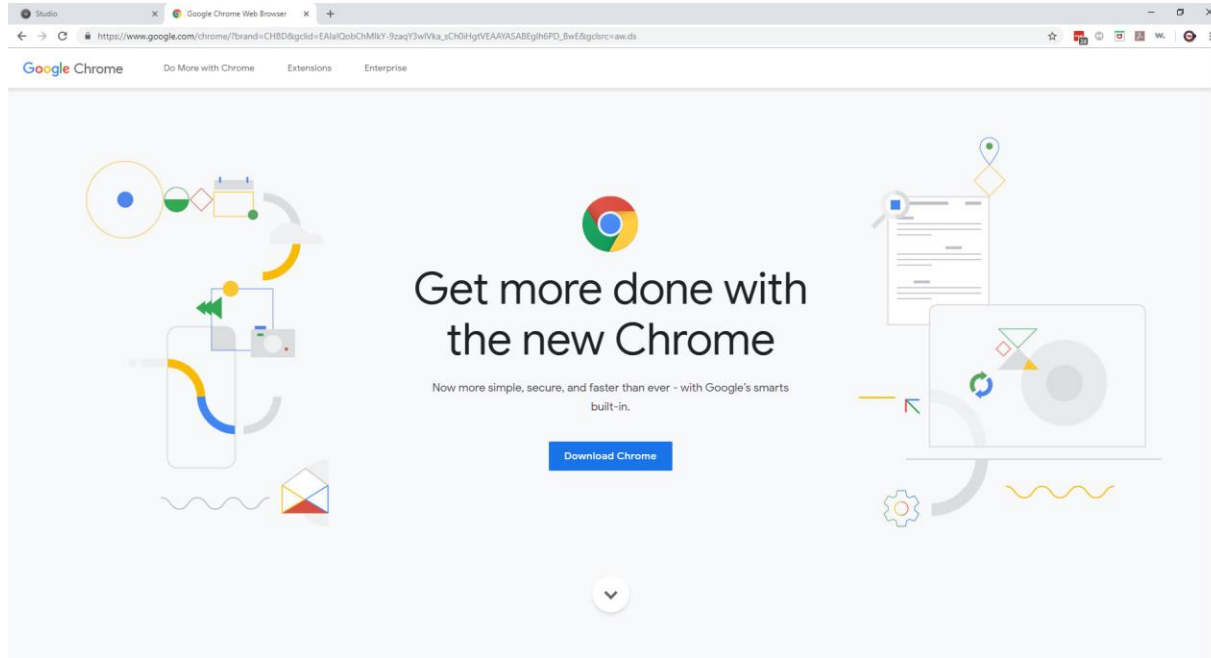


How to stream using your browser

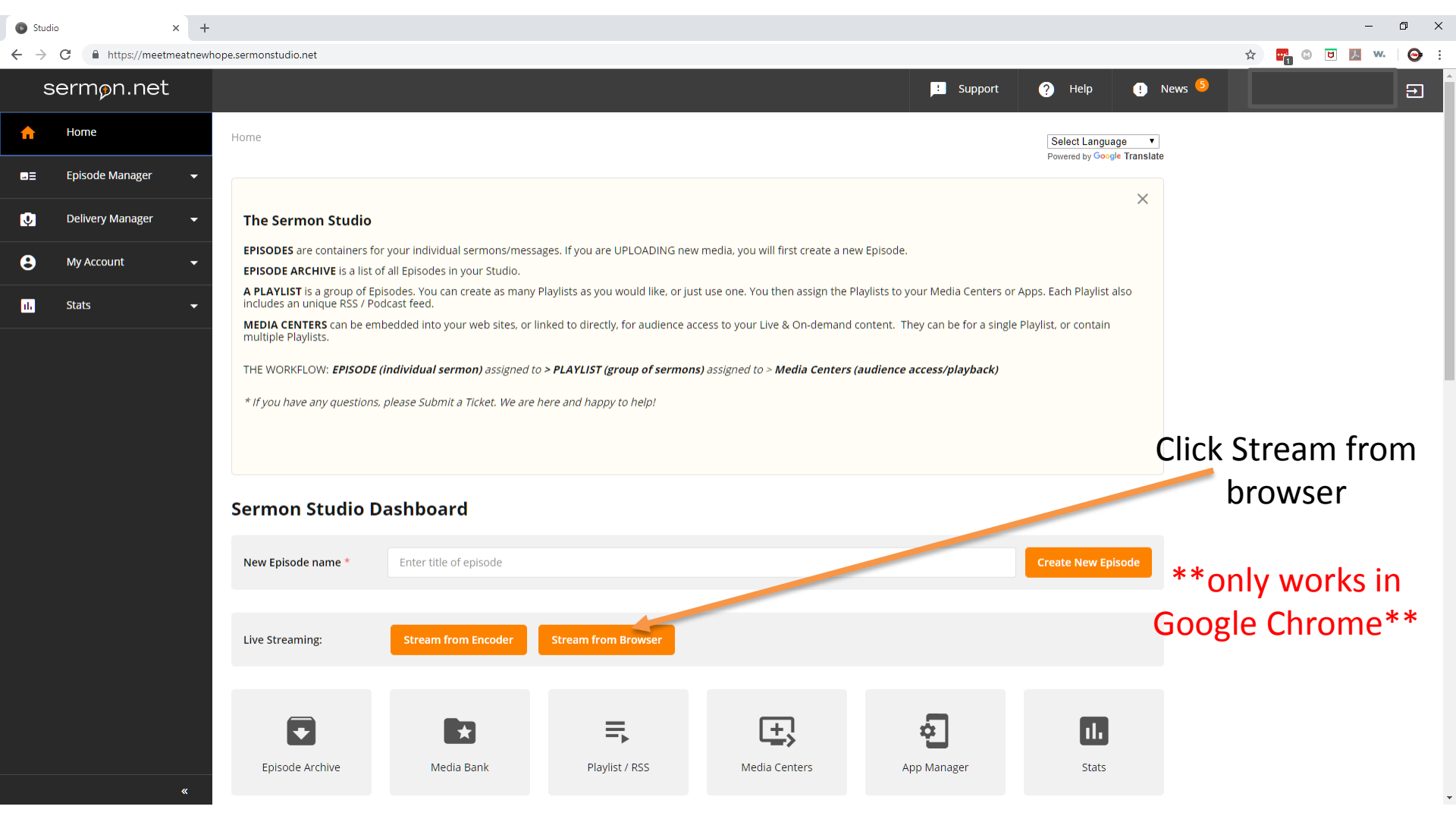
Audio Only

Only Works in Google Chrome

Download Google Chrome



The image shows a screenshot of a web browser window displaying the Google Chrome download page. The browser's address bar shows the URL: https://www.google.com/chrome/?brand=CHBD&gclid=EAlaQobChMIY-9zaqY3wVksa_CH0HgtVEAA9ASABEgh6PD_bvE8gdcrc-awds. The page features the Google Chrome logo at the top center, followed by the headline "Get more done with the new Chrome". Below the headline is the subtext "Now more simple, secure, and faster than ever - with Google's smarts built-in." and a prominent blue "Download Chrome" button. The page is decorated with various colorful icons representing different Chrome features like speed, security, and smart suggestions. A small downward arrow icon is visible at the bottom center of the page.



Home

Select Language
Powered by Google Translate

The Sermon Studio

EPISODES are containers for your individual sermons/messages. If you are UPLOADING new media, you will first create a new Episode.

EPISODE ARCHIVE is a list of all Episodes in your Studio.

A PLAYLIST is a group of Episodes. You can create as many Playlists as you would like, or just use one. You then assign the Playlists to your Media Centers or Apps. Each Playlist also includes an unique RSS / Podcast feed.

MEDIA CENTERS can be embedded into your web sites, or linked to directly, for audience access to your Live & On-demand content. They can be for a single Playlist, or contain multiple Playlists.

THE WORKFLOW: **EPISODE (individual sermon)** assigned to > **PLAYLIST (group of sermons)** assigned to > **Media Centers (audience access/playback)**

** If you have any questions, please Submit a Ticket. We are here and happy to help!*

Sermon Studio Dashboard

New Episode name * Create New Episode

Live Streaming: Stream from Encoder Stream from Browser

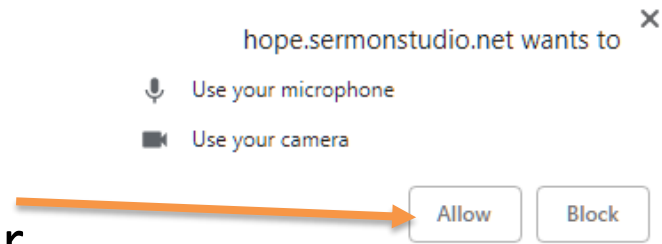
- Episode Archive
- Media Bank
- Playlist / RSS
- Media Centers
- App Manager
- Stats

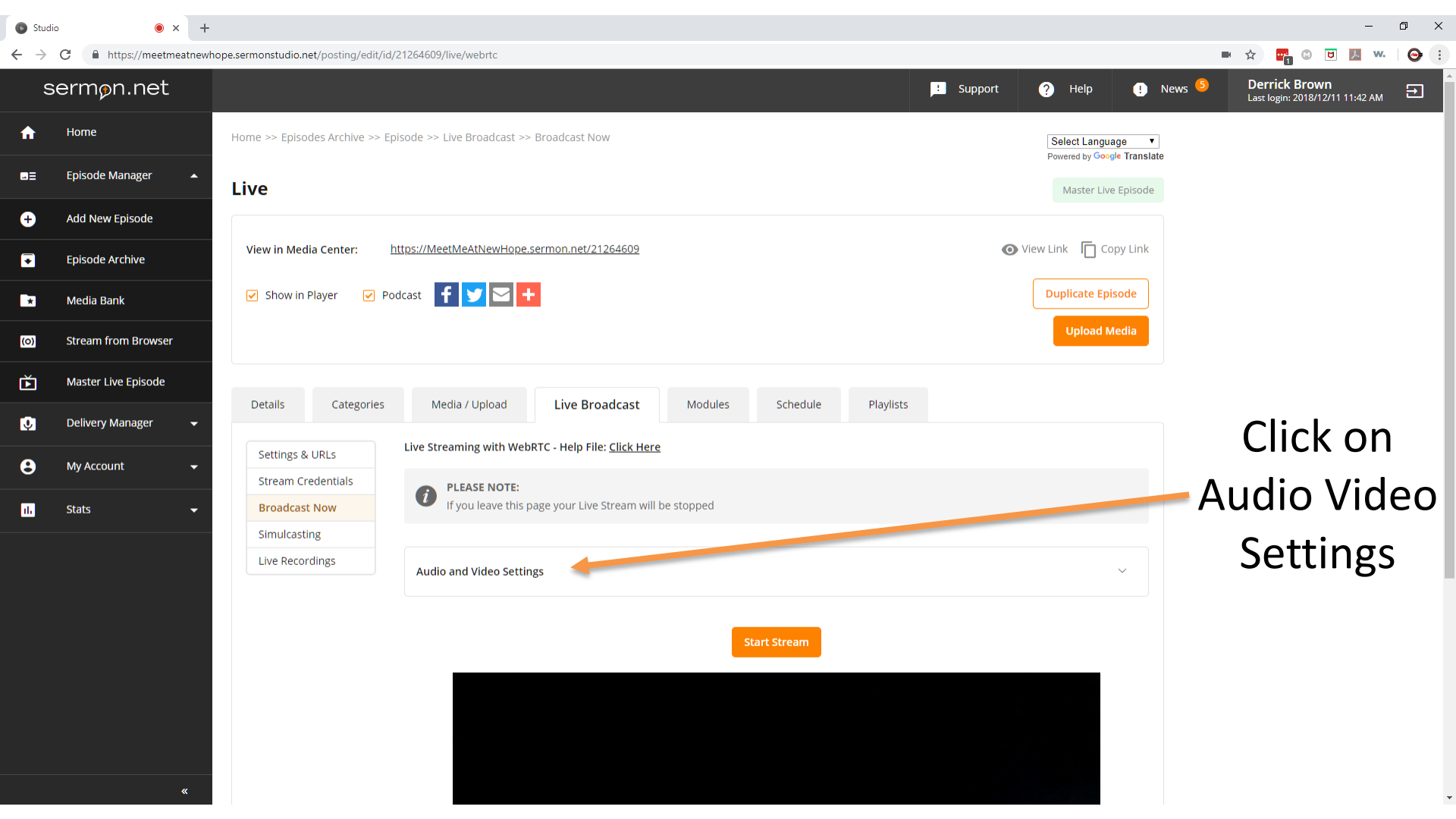
Click Stream from browser

only works in Google Chrome

Click on allow on the pop up

You may need to allow the pop up
to be unblocked from your browser





Home >> Episodes Archive >> Episode >> Live Broadcast >> Broadcast Now

Select Language
Powered by Google Translate

Live

Master Live Episode

View in Media Center: <https://MeetMeAtNewHope.sermon.net/21264609>

View Link Copy Link

Show in Player Podcast [f](#) [t](#) [e](#) [+](#)

Duplicate Episode

Upload Media

Details Categories Media / Upload **Live Broadcast** Modules Schedule Playlists

- Settings & URLs
- Stream Credentials
- Broadcast Now**
- Simulcasting
- Live Recordings

Live Streaming with WebRTC - Help File: [Click Here](#)

PLEASE NOTE:
If you leave this page your Live Stream will be stopped

Audio and Video Settings

Start Stream

Click on
Audio Video
Settings

sermon.net

- Home
- Episode Manager
- Add New Episode
- Episode Archive
- Media Bank
- Stream from Browser
- Master Live Episode
- Delivery Manager
- My Account
- Stats

View in Media Center: <https://MeetMeAtNewHope.sermon.net/21264609> [View Link](#) [Copy Link](#)

Show in Player Podcast [f](#) [t](#) [e](#) [+](#)

[Duplicate Episode](#)

[Upload Media](#)

Details Categories Media / Upload **Live Broadcast** Modules Schedule Playlists

- Settings & URLs
- Stream Credentials
- Broadcast Now**
- Simulcasting
- Live Recordings

Live Streaming with WebRTC - Help File: [Click Here](#)

PLEASE NOTE:
If you leave this page your Live Stream will be stopped

Audio and Video Settings

Audio device: Video device:

Audio Only
 Video Settings

Audio bitrate:

Video Dimension: Video Bitrate: Audio Bitrate:

[Start Stream](#)

Select your audio device (source)

Select Audio Only & your bit rate

- sermon.net
- Home
- Episode Manager
- Add New Episode
- Episode Archive
- Media Bank
- Stream from Browser
- Master Live Episode
- Delivery Manager
- My Account
- Stats

Audio Only
Audio bitrate: 32 Kb/s

Video Settings
Video Dimension: 640x360 Video Bitrate: 400 Kb/s (File size 1 hour) Audio Bitrate: 32 Kb/s

[Start Stream](#)

You are ready to stream – Click on Start Stream



Studio

https://meetmeatnewhope.sermonstudio.net/posting/edit/id/21264609/live/webrtc

sermon.net

Home >> Episodes Archive >> Episode >> Live Broadcast >> Broadcast Now





Select Language
Powered by Google Translate

Master Live Episode

Live

View in Media Center: <https://MeetMeAtNewHope.sermon.net/21264609>

View Link Copy Link

Show in Player Podcast    

Duplicate Episode

Upload Media

Details Categories Media / Upload Live Broadcast Modules Schedule Playlists


Settings & URLs
Stream Credentials
Broadcast Now
Simulcasting
Live Recordings


Live Streaming with WebRTC - Help File: [Click Here](#)

PLEASE NOTE:
If you leave this page your Live Stream will be stopped

Audio and Video Settings

Start Stream

 **NEW HOPE
AME CHURCH**

 **LIVE
ON AIR**
@ New Hope

View in Media Center: <https://MeetMeAtNewHope.sermon.net/21264609>

Copy Link

You can view your media by clicking view in media center links located at the top or bottom of the page

Streaming From Your Browser (WebRTC)

- Only works in Google Chrome
- Some security programs may block access to the pop up or site. You must go in and allow this to have access
- If having problems where the sources are not being seen by the browser. Please clear your browsing history and restart your computer
- Hardwired internet works the best
- May not be compatible with all systems. www.obsproject.com is a software based encoder that works well.

If you have any other questions please let us know, we are happy to help.

1 (800) 807-1014

support@sermon.net

By submitting a ticket within your Sermon Studio
From Support > Submit a ticket

We do offer FREE remote assistance, if you could use some help let us know and we can set up a time.